



TUBEdek® TUBE SETTLERS

For Efficient Sedimentation Processes



TUBEdek® FS 41.84



TUBEdek® FS 41.50

The equidistant settling areas of TUBEdek® clearly define the length of the settling path and allow to reliably determine the settling performance. Chevron-shaped channels facilitate the sludge removal. As TUBEdek® does not require obstructive frames and massive supports, there is no need to use metallic material, a great advantage for corrosive applications like for example sea water.

Our customers profit from our experience gained by equipping hundreds of plants. Our aim is the optimum design of the tanks connected to an economic concept of the support structure and the launders. Those are made of GRP or stainless steel and fulfill various requirements with regard to temperature and corrosion.

References even in remote regions of the world confirm the process advantages of TUBEdek®. Delivered as profile, it just needs a tenth of the transport volume of a module. These are easily and trouble-free assembled on site.

Features of our TUBEdek® lamella clarifiers

- Optimal process features by free selection of shape, inclination, channel length and module dimensions
- Made from PP it fulfills all drinking water requirements like e.g. NSF, KTW, ACS, DWI 31
- Stable and persistent due to tongue and groove system
- Made from premium material meeting high quality requirements
- Worldwide delivery thanks to easy and reliable on-site module-assembly
- Robust in operation and maintenance

Design and stability of the TUBEdek® lamellas focus on high customer benefit. The variable size of the modules permits the utilization of any settling tank to 100 percent. Even round clarifiers can be equipped without dead zones. The tongue and groove system achieves a strong connection of the modules – especially important for maintenance purposes – and enables cutting and cutouts. TUBEdek® fulfills all customers' requirements for the equipment of settling basins with lamella clarifiers in a convincing manner.

Technical Data		
	PP	PVC
Continuous operation temperature	158 °F	131 °F
Max. operation temperature (short term)	176 °F	140 °F



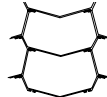
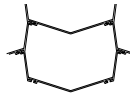
Material: PP ► UV stabilized, reinforced by talc (PPTV), blue color on request. PVC ► UV stabilized.

Maximum tolerances: On all dimensions +/- 3/4 " or 2 % whichever is the greater. Other tolerances and dimensions by prior agreement.

High temperature version: on request.

Types			
Type	TUBEdek® FS 41.84	TUBEdek® FS 41.62	TUBEdek® FS 41.50
Material	PVC/PP	PP	PP

Structure



Applications	Potable and process water	<ul style="list-style-type: none"> • Filter backwash water 	<ul style="list-style-type: none"> • Surface water • Groundwater • Filter backwash water 	<ul style="list-style-type: none"> • Surface water • Groundwater • Filter backwash water
	Waste Water	<ul style="list-style-type: none"> • Primary sedimentation • Stormwater • Activated sludge with low sludge volumes • Humus tanks behind fixed film processes 	<ul style="list-style-type: none"> • Stormwater • Primary sedimentation • Humus tanks behind fixed film processes 	<ul style="list-style-type: none"> • Flocculated water • Stormwater • Humus tanks behind fixed film processes
Sedimentation area [ft ² /ft ³]	Slope 60°	1.9	2.4	3.3
	Slope 55°	2.1	2.7	4
Module height [inch (approx)]	Vertical	28 – 79	20 – 79	20 – 79
	Standard	40 – 59	40	40
Lamella pitch [mm]		83 (+/- 1)	64 (+/- 1)	45 (+/- 1)
Hydraulic radius [cm]		2.5	2.2	1.7

Sedimentation area: Defined as horizontal projection of the TUBEdek® surface per ft³. To be multiplied by the module height to get the sedimentation area per ft² of footprint area.

Module-Design: Standard form is rhomboid. For heights larger than 79" please contact us. Cutting for circular tank and cut-outs depend on locally available type of cutting equipment. Please contact us.

Anti-flotation restraints: Tube settlers made of Polypropylene must have restraints against flotation, which we can provide as well.

Support: For the equipment of large tanks, we can supply special GRP or stainless steel supports for optimized module dimensions and support layouts.

Load to supports: When designing the supports the operational load has to be added to the product weight (Recommendation: min 110 lb/ft³, for waste water up to 440 lb/ft³).



GRP Support

This information has been put together with greatest care. However, any performance data given in this leaflet is subject to compliance with certain surrounding conditions and hence may vary from case to case. Further, we reserve the right to make changes at any time without notice. We strongly recommend (i) reconfirmation with us whether this information is still fully valid, before using it for final designs and (ii) to verify performance data taking into account the actual surrounding conditions. We do not take any responsibility for any consequences due to non-compliance with these recommendations.



ENEXIO Water Technologies, Germany, is ISO 9001:2008 certified.

ENEXIO Water Technologies GmbH
2H Components and Solutions
Dieselweg 5, 48493 Wettringen, Germany
Phone +49 25 57 / 93 90 0, Fax +49 25 57 / 93 90 49
2h.germany@enexio.com
www.enexio.com

ENEXIO US LLC
2H Components and Solutions
10565 Greens Crossing Blvd, Suite 102
Houston, Texas 77038, USA
Phone +1-281-227-7900, Fax +1-281-929-0701
2h.americas@enexio.com, www.enexio.com